

G220B-K, 2-Way, Globe Valve, Bronze Trim



Technical Data

| | |
|-----------------------------------|---|
| Media | chilled or hot water, up to 60% glycol, steam |
| Flow characteristic | modified equal percentage |
| Controllable flow range | stem up - open A – AB |
| Valve Size [mm] | 0.75" [20] |
| Pipe connection | NPT female ends |
| Housing | Bronze |
| Stem | stainless steel |
| Stem seal | EPDM O-ring |
| Seat | Bronze |
| Closing element | brass |
| Body Pressure Rating | ANSI Class 250, up to 400 psi below 150°F |
| ANSI Class | 250 |
| Maximum Inlet Pressure (Steam) | 35 psi [241 kPa] |
| Max Differential Pressure (Steam) | 20 psi [103 kPa] |
| Rangeability Sv | 100:1 |
| Cv | 7.5 |
| Weight | 2.0 lb [0.9 kg] |
| Media Temp Range (water) | 20...280°F [-7...138°C] |
| Leakage rate | ANSI Class VI |
| Maintenance | repack kits available |

Flow Pattern



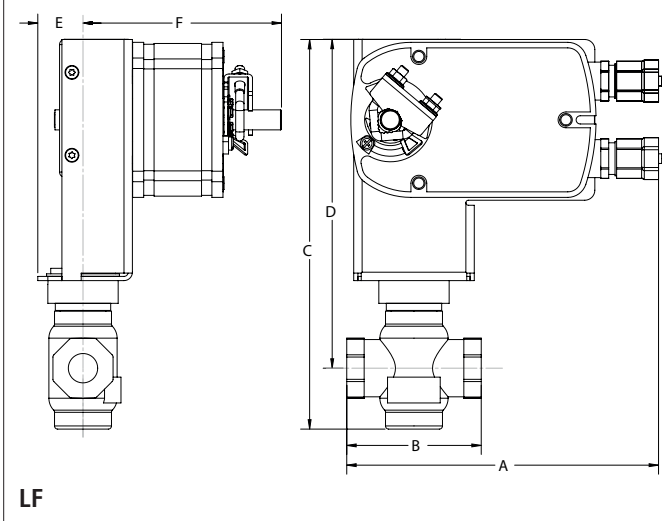
Application

This valve is typically used in air handling units on heating or cooling coils, and fan coil unit heating or cooling coils. Some other common applications include unit ventilators, VAV box re-heat coils and bypass loops. This valve is suitable for use in hydronic systems with variable flow. Bronze and stainless steel trim valves can be used for steam applications, depending on actuator and close-off combinations.

Suitable Actuators

| | Non-Spring | Spring | Electronic fail-safe |
|---------|------------|--------|----------------------|
| G220B-K | LVB(X) | LF | LVKB(X) |

Dimensions (Inches [mm])



| A | B | C | D | E | F |
|------------|-----------|------------|------------|-----------|------------|
| 7.9" [200] | 3.4" [86] | 9.7" [247] | 8.2" [208] | 1.2" [30] | 4.9" [125] |

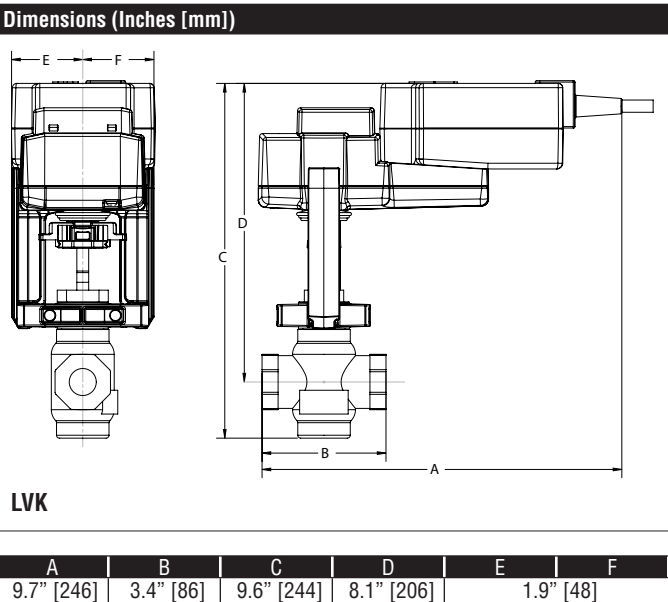
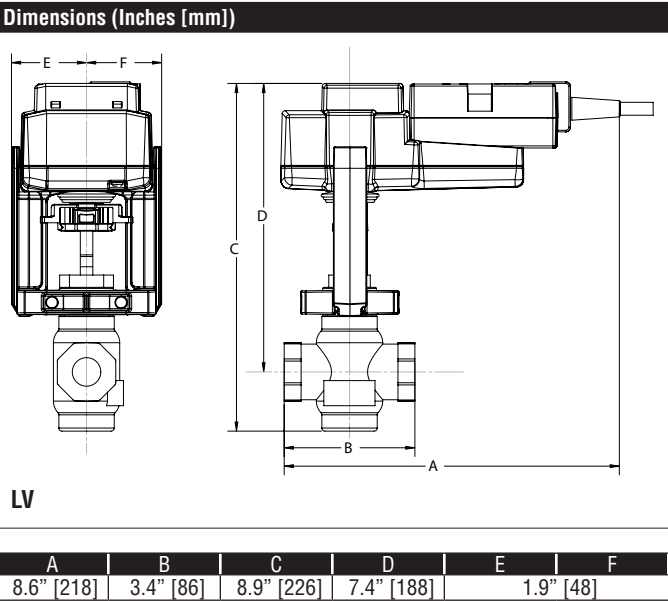
Safety Notes

⚠ WARNING: For Belimo Products sold in California, these Products do or may contain chemicals which are known to the State of California to cause cancer and or birth defects or other reproductive harms. For more information see www.p65warnings.ca.gov.

Piping

The valves should be mounted in a weather-protected area in a location that is within the ambient limits of the actuator. Allow sufficient room for valve with actuator and for service. The G2 and G3 preferred mounting position of the valve is with the valve stem vertical above the valve body, for maximum life. However, the assemblies can be mounted with the valve stem vertical or horizontal in relation to the pipe. The actuators should never be mounted underneath the valve, as condensation can build up and result in a failure of the actuators.

G220B-K, 2-Way, Globe Valve, Bronze Trim



LF24 US, Valve Actuator

On/Off, Spring Return, 24 VAC/DC



| Technical Data | |
|------------------------------------|--|
| Power Supply | 24 VAC, ±20%, 50/60 Hz, 24 VDC, ±10% |
| Power consumption in operation | 5 W |
| Power consumption in rest position | 2.5 W |
| Transformer sizing | 7 VA (class 2 power source) |
| Electrical Connection | 18 GA appliance cable, 3 ft [1 m], with 1/2" conduit connector |
| Overload Protection | electronic throughout 0° to 95° rotation |
| Angle of rotation | 90° |
| Direction of rotation motor | reversible with built-in switch |
| Direction of motion fail-safe | reversible with CW/CCW mounting |
| Position indication | Mechanical |
| Running Time (Motor) | 40...75 s |
| Running time fail-safe | <25 s @ -4...122°F [-20...50°C], <60 s @ -22°F [-30°C] |
| Ambient humidity | max. 95% r.H., non-condensing |
| Ambient temperature | -22...122°F [-30...50°C] |
| Storage temperature | -40...176°F [-40...80°C] |
| Degree of Protection | IP54, NEMA 2 |
| Agency Listing | cULus acc. To UL 873 and CAN/CSA C22.2 No. 24-93 |
| Noise level, motor | 50 dB(A) |
| Noise level, fail-safe | 62 dB(A) |
| Maintenance | maintenance-free |
| Quality Standard | ISO 9001 |
| Weight | 3.1 lbs (1.40 kg.) |

†Rated Impulse Voltage 800V, Type of action 1.AA, Control Pollution Degree 3

Safety Notes

⚠ WARNING: For Belimo Products sold in California, these Products do or may contain chemicals which are known to the State of California to cause cancer and or birth defects or other reproductive harms. For more information see www.p65warnings.ca.gov.

Wiring Diagrams

✂️ INSTALLATION NOTES

- (A) Actuators with appliance cables are numbered.
- 1 Provide overload protection and disconnect as required.
- 3 Actuators may also be powered by 24 VDC.
- 11 Actuators may be connected in parallel if not mechanically linked. Power consumption and input impedance must be observed.
- Meets cULus requirements without the need of an electrical ground connection.

⚠️ WARNING! LIVE ELECTRICAL COMPONENTS!
 During installation, testing, servicing and troubleshooting of this product, it may be necessary to work with live electrical components. Have a qualified licensed electrician or other individual who has been properly trained in handling live electrical components perform these tasks. Failure to follow all electrical safety precautions when exposed to live electrical components could result in death or serious injury.

